



Students' Technology Preferences

Dr Negin Mirriahi

Never Stand Still

21 November 2013 – Northern Sydney Institute Learning & Teaching Innovation Forum

wiki
mobile blog chat
laptops **technology**
smartphone animations media
discussions
ipad iclicker simulations
video twitter youtube
LMS



A little background...

Study builds on previous ALTC/OLT-funded research project:

- “Student IT Experience’, led by Macquarie University in partnership with University of Western Sydney and the University of Technology Sydney in 2009-2010
- Current study at UNSW; survey in August 2013
- Has anything changed since 2010?



Since 2010...

The introduction of...



<http://www.flickr.com/photos/40134069@N07/4310699758/>



UNSW
AUSTRALIA

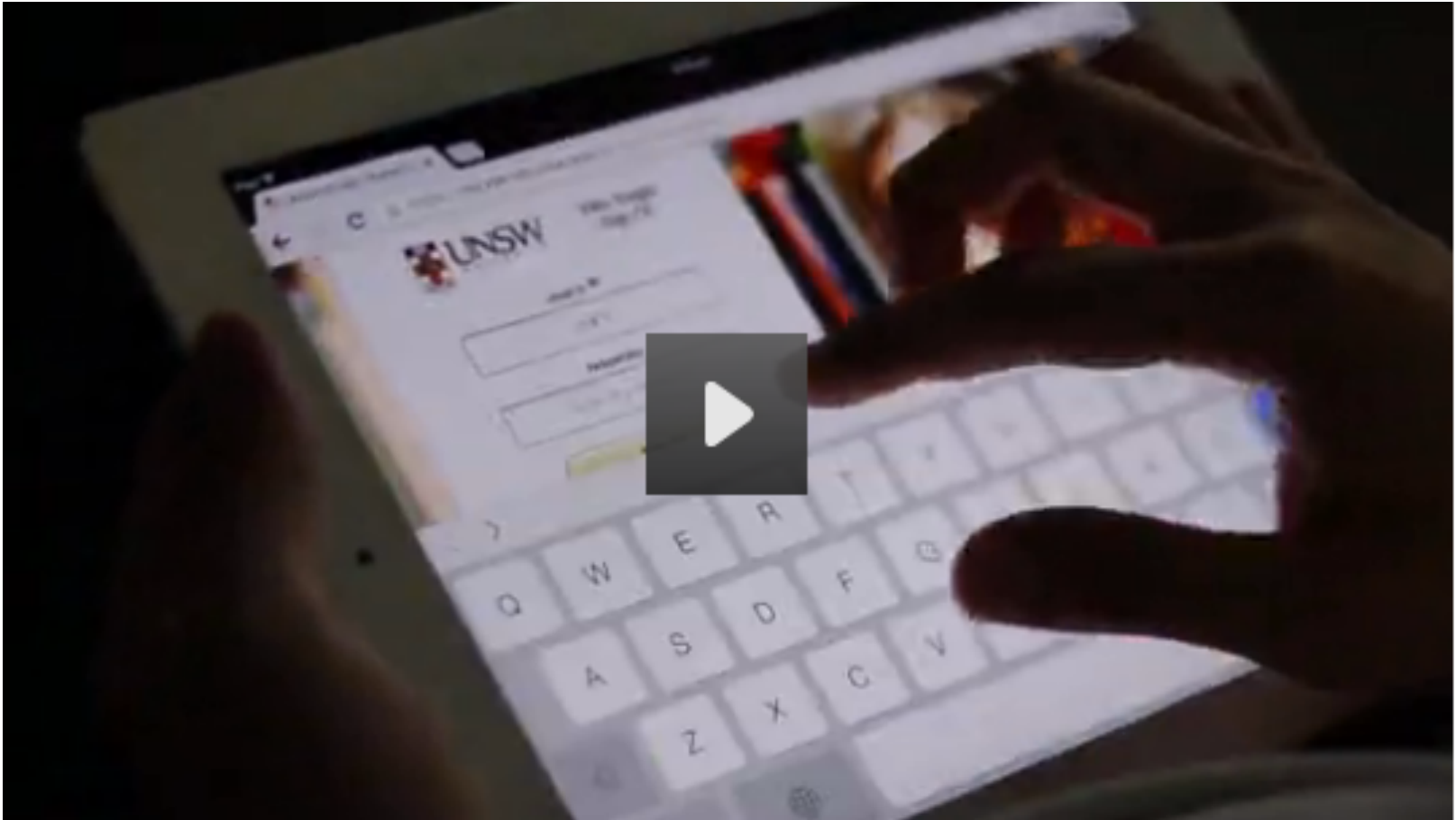
Telstra Smartphone Index

- 72% of all mobile phones used are smartphones in 2013
 - Doubled from 2010
- Young Australians - 16-24 years spend equivalent of **29 days** per year on their smart phone

<http://www.news.com.au/technology/gadgets/young-aussies-spend-29-days-on-smartphones-every-year-says-new-study/story-fn6vihic-1226741142141>




A short video...



<http://teaching.unsw.edu.au/learning-and-teaching-forum-1>

Students are...



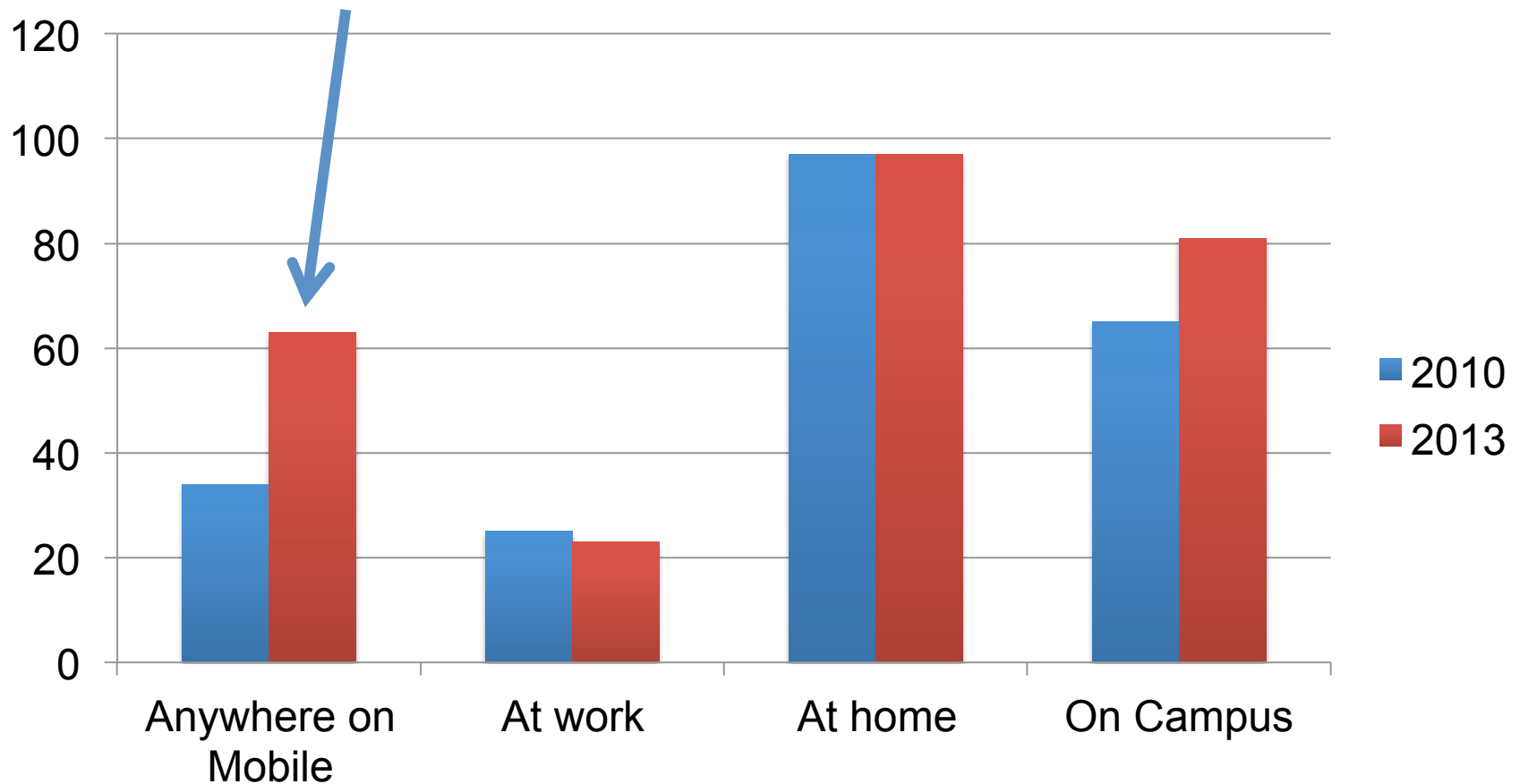
So what did we do?

Surveyed undergraduate & postgraduate students at UNSW in August 2013

| Level of Study | Portion of Participants |
|--|-------------------------|
| 1 st year undergraduate | 32% |
| 2 nd & 3 rd year undergraduate | 29% |
| Final Year undergraduate | 15% |
| Postgraduate | 24% |

N = 171

Where are students accessing online course material?



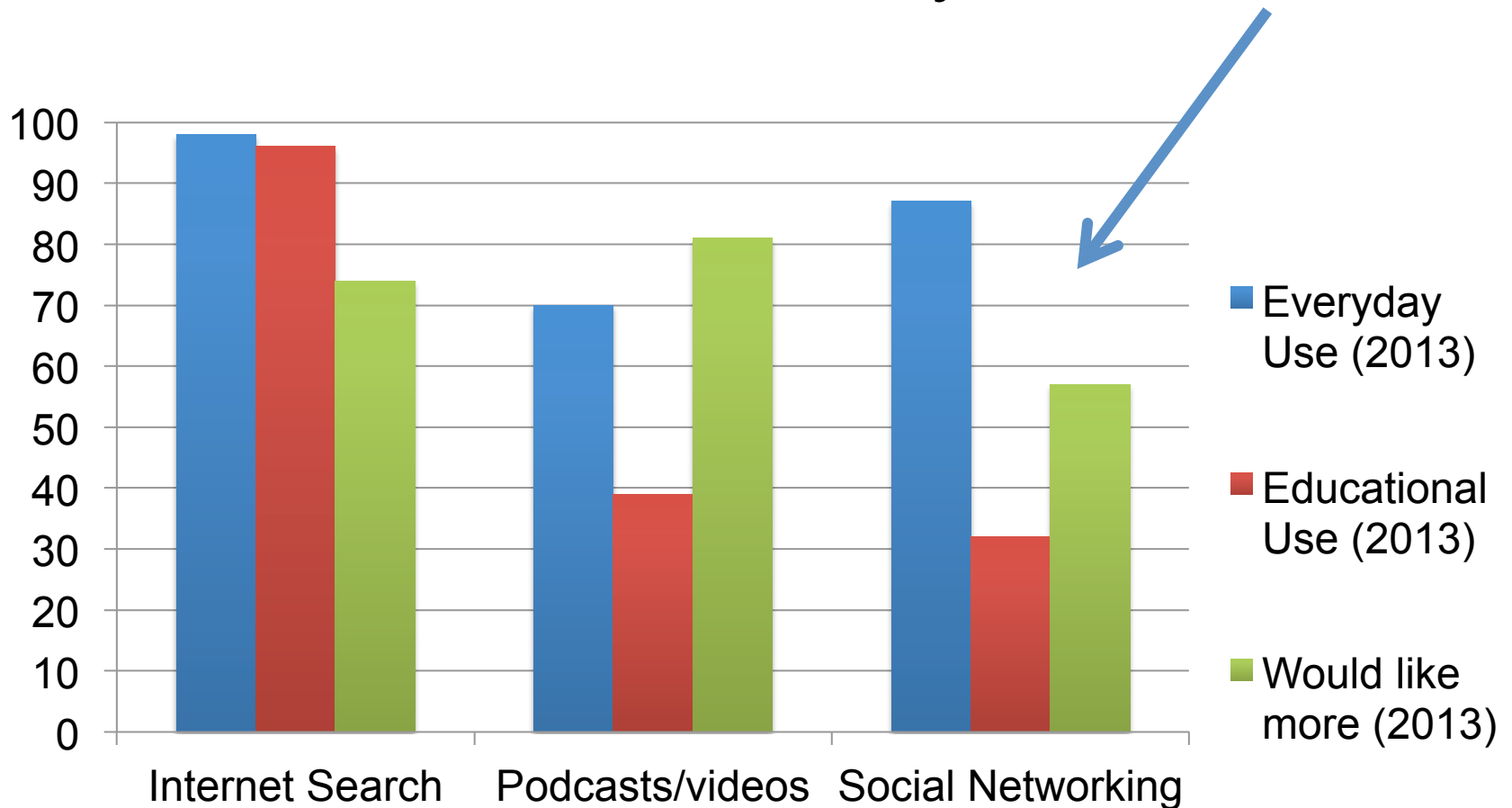
2010 data from Gosper, M., Malfoy, J., & McKenzie, J. (2013). Students' experiences and expectations of technologies: An Australian study designed to inform planning and development decisions. *Australasian Journal of Educational Technology*, 29(2), 268-282.

Which Technologies do Students want to use more for Learning Purposes?

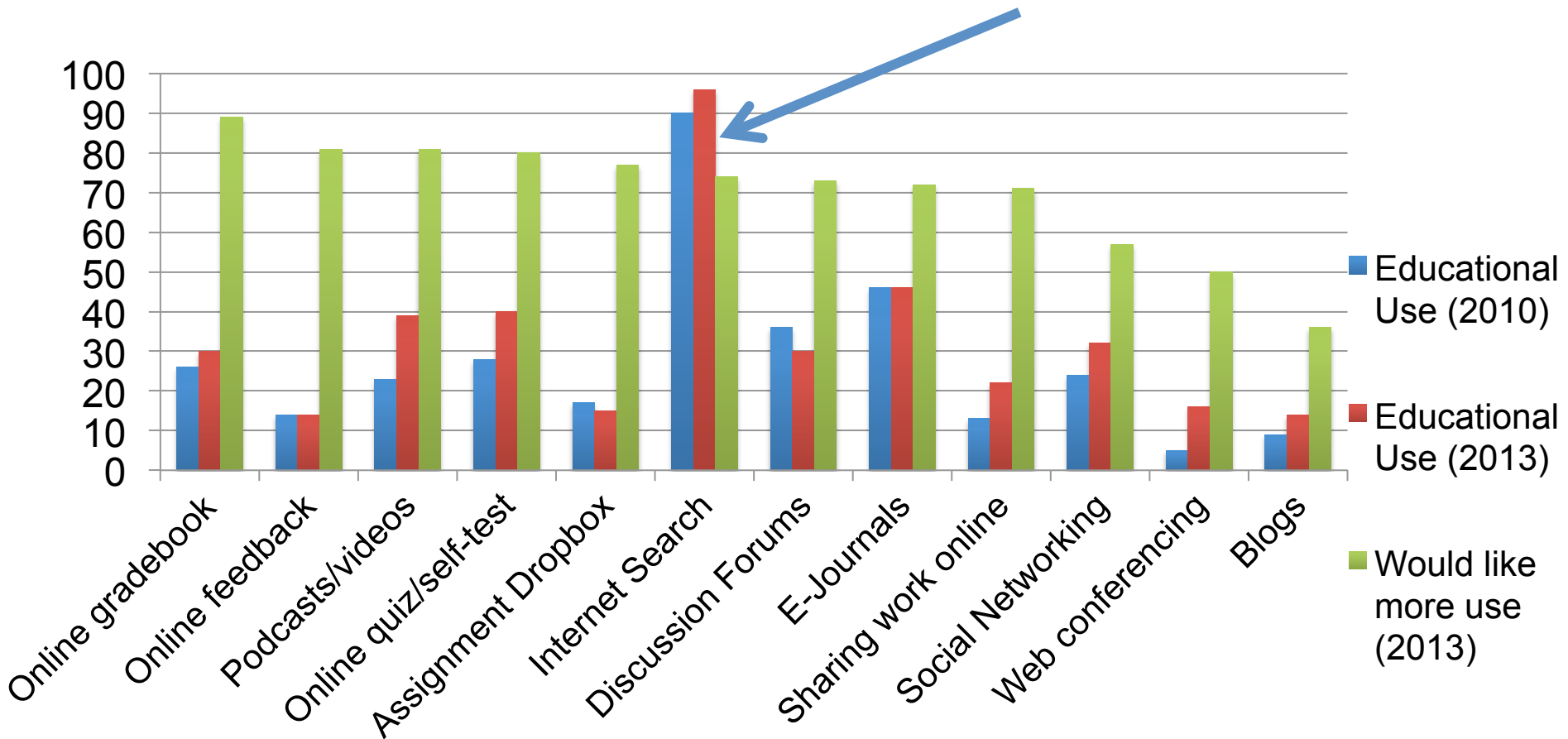
Discussion Forum
Online Quiz & Self-Test
Online Feedback
Assignment Dropbox Blogs
Online Gradebook
Web Conferencing Podcasts & Videos
Internet Search E-Journals
Social Networking



Everyday vs. Educational use vs. what Students actually want



Educational Technology use in 2010 vs. 2013 vs. what Students want more of



2010 data from Gosper, M., Malfoy, J., & McKenzie, J. (2013). Students' experiences and expectations of technologies: An Australian study designed to inform planning and development decisions. *Australasian Journal of Educational Technology*, 29(2), 268-282.



How can we address their needs?



What do lecturers say?

“With my colleagues we share the same office space so if we have time to see each other. Sometimes we talk about what technologies we can use.”

“I’m not technologically inclined, but I seem to get my expertise and find interesting people outside of the department.”

“We get together regularly as teachers, we have meetings at the beginning of term and at the end of term and we certainly discuss technology then.”

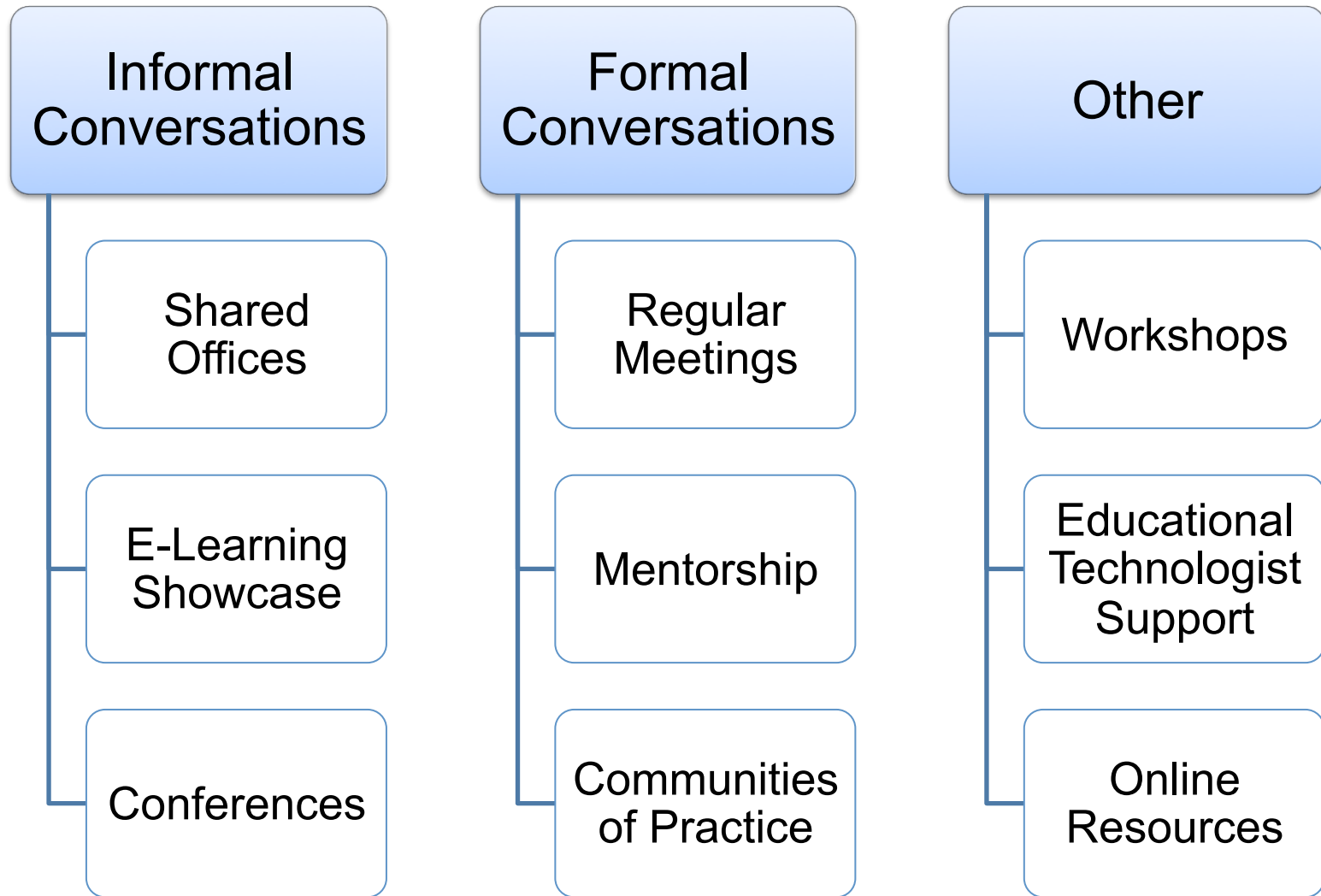
Mirriahi, N. (2013). A window into lecturers' conversations: With whom are they speaking about technology and why does it matter? In M. Gosper, J. Hedberg, H. Carter (Eds.) *Electric Dreams. Proceedings ascilite Sydney 2013.*



Informal & Formal Conversations



Provide opportunities for...



Contact Information

Negin Mirriahi, Learning & Teaching Unit
University of New South Wales

negin.mirriahi@unsw.edu.au